





Which license should I choose?

creativecommons.org/licenses

Creative Commons Open Licenses help you give others the right to use your work in specific ways. Explore the options below and consider what is the best option for the work you have created – for your own current and future needs, and for others who might benefit greatly from the opportunity to use what you have created.

CC LICENSE	DESCRIPTION	WHEN TO USE	EXAMPLES
	<p>Attribution (CC BY)</p> <p>Vancouver Foundation's default license is CC BY.</p> <p>This license allows others to edit, excerpt, share, remix and expand upon your work, as long as they credit you for your original creation.</p> <p>More detail: creativecommons.org/licenses/by/4.0</p>	<p>When you want as many people as possible to use, share, learn from, and build upon your work.</p> <p>Good to know: Those who use CC BY content are under no additional requirements beyond crediting you as the source of your work. Your work, or only small sections of it, may be remixed or re-used in new creations, may be added to publications, shared on social media, or even be sold or distributed broadly by others.</p>	<p>White papers, policies, open educational resources, guides, planning materials, research, reports, photographs, charts, illustrations, campaign materials, social media content, etc.</p>
	<p>Attribution-ShareAlike (CC BY-SA)</p> <p>This license allows others to remix, tweak, and build upon your work, as long as they credit you for your original creation, and as long as any new works created from it are also licensed under a CC BY-SA license.</p> <p>More detail: creativecommons.org/licenses/by-sa/4.0</p>	<p>When you want to require that others who edit, remix and expand upon your work ALSO make the new work sharable under a CC BY-SA license.</p> <p>Good to know: This is particularly helpful when a work is intended to be an iterative, collaborative project or when you want to ensure that your original work remains open and accessible in all future forms.</p>	<p>Much of the content on Wikipedia articles is licensed under CC BY-SA, as are many Open Educational Resources whose creators intend for their works to be remixed and adapted and shared back into their communities.</p>

CC LICENSE	DESCRIPTION	WHEN TO USE	EXAMPLES
	<p>Attribution-NonCommercial (CC BY-NC)</p> <p>This license allows others to remix, tweak, and build upon your work solely for non-commercial purposes, as long as they credit you for your original creation.</p> <p>More detail: creativecommons.org/licenses/by-nc/4.0</p>	<p>Organizations who depend upon income generated from the sale of original works in order to continue operating should consider this option.</p> <p>Good to know: This license does not prevent others from sharing or using the work in multiple ways. For example, a CC BY-NC illustration may be printed on hundreds of t-shirts – but those t-shirts may not be sold without the creator’s permission.</p>	<p>Art, music, fiction, performances or lectures, designs, logos and branded content and materials.</p>
	<p>Attribution-NoDerivatives (CC BY-ND)</p> <p>This license allows others to share and distribute complete and unedited copies of your work, commercially and non-commercially, as long as the content is not changed in any way, plus they are required to credit you for your original creation.</p> <p>More detail: creativecommons.org/licenses/by-nd/4.0</p>	<p>When your work depends upon your expertise in a complex matter, when an excerpt or edit could result in significantly misrepresenting the work, or when the subject matter might be considered incomplete in shorter form.</p>	<p>Health studies, government-issued materials, some datasets, manufacturing templates, etc.</p>

(Note: Contact open@vancouverfoundation.ca if you would like to discuss alternative license types. Other options include Attribution-NonCommercial-NoDerivatives (CC BY-NC-ND) and Attribution-NonCommercial-ShareAlike (CC BY-NC-SA).)